



---

# The Clinical Coordination Partnership (TCCP)

**Calendar Year 2015**

## **All Partner Activity Report**

---

Elizabeth Biel, Director of The Clinical Coordination Partnership (TCCP)

T: 507.429.6653 E: [eabel@winona.edu](mailto:eabel@winona.edu)

# Executive Summary

## All Partner Calendar Year 2015 Highlights

The Clinical Coordination Partnership (TCCP) works to maximize the ability of our healthcare and education partners to coordinate resources that meet clinical experiential learning requirements.

Over 19,000 pre-licensure nursing experiences scheduled; TCCP process to schedule includes:

- TCCP coordinates all partners to set a standardized timeline to submit placement requests (repeated requests, new requests and requests that aren't needed) and provide decisions.
- TCCP trains all partners on how to utilize the standardized data language for requesting and deciding placements as well as how to navigate the StudentLink scheduling software for reporting their clinical activity needs.
- TCCP ensures that all Education Partners meet their reporting deadlines. This is important because if a school's data is left out/not updated, the Clinical Partner does not have the tools necessary to consider that school's student clinical experiences.
- TCCP quality controls clinical request data to ensure all Education Partner information is easy to understand and accurate for the Clinical Partner to easily access the information and input decisions.
- TCCP places clinical requests into a master schedule for Clinical Partners to easily download and access; in addition provides software features which allow for efficient input of decisions for multiple schools in one location.
- TCCP provides all partners with the customer support and help services necessary for them to successfully work within TCCP's scheduling process.

*IMPORTANT NOTE: These elements result in efficiency savings for those involved. TCCP works to make it easy for clinical sites to access requests and provide decisions – Allina, Children's, Fairview, Mayo, La Crosse, and HealthEast have reported up to 75% savings in time spent negotiating with schools for clinical activity space. This benefits schools by making it easier for clinical sites to receive and understand requests; instead of wasting time deciphering requests time is spent determining if the request can be accommodated.*

Additionally, TCCP:

- Maintained an online portal to house clinical site information including orientation requirements, parking, and specialized unit information. Requested updates from clinical sites before respective semesters.
  - Maintained two (2) scheduling software applications – StudentLink: Advanced Practice Professionals (APP) and StudentLink: Pre Licensure.
  - Developed, tested and piloted a pre-licensure student requirement tracking and clinical tracking/onboarding system – Student Passport. TCCP anticipates continued piloting of this software with the ability to offer to all TCCP pre-licensure members in 2016.
  - Coordinated the TCCP Advisory Committee, TCCP All Partner Meetings and special subcommittees.
  - Expanded membership into the Fargo, ND region plus welcomed new clinical partner HealthPartners.
-

## CONTENTS

### Total Placement Activity 4

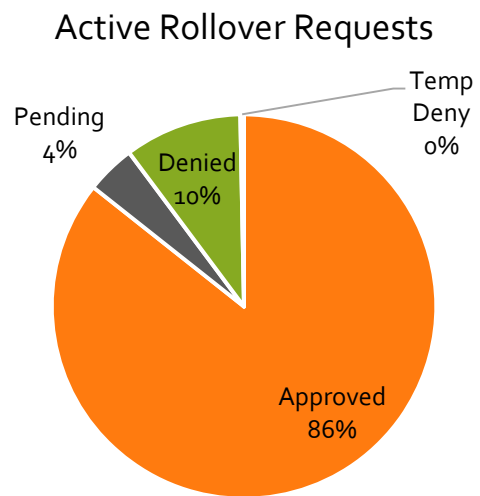
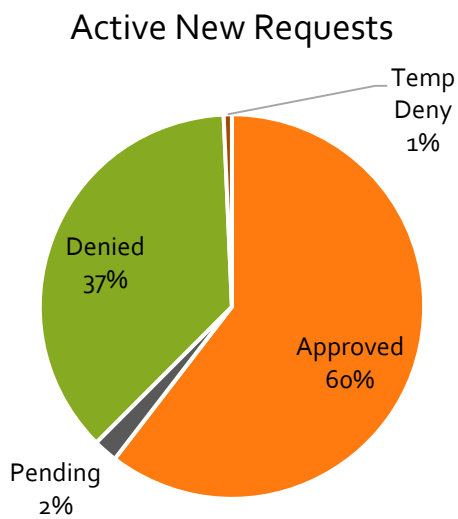
|                  |                              |
|------------------|------------------------------|
| Fargo Region     | Error! Bookmark not defined. |
| La Crosse Region | Error! Bookmark not defined. |
| Minnesota Region | Error! Bookmark not defined. |

### Minnesota Approved Activity 5

|                              |   |
|------------------------------|---|
| Rotation Types               | 5 |
| Group Day of the Week        | 6 |
| Group Types                  | 6 |
| Preceptor Types              | 7 |
| Group Levels of Students     | 7 |
| Preceptor Levels of Students | 8 |

### Activity by System and School 9

|                               |    |
|-------------------------------|----|
| Student Experiences by System | 9  |
| Student Experiences by School | 10 |



# Total Placement Activity

The below information outlines the total activity data conducted in the StudentLink clinical activity scheduling software.

## Fargo Region

- |   |  |
|---|--|
| <p>TCCP StudentLink Activity:</p> <ul style="list-style-type: none"> <li>➤ 93 Approved Records (213 Student Experiences)</li> <li>➤ 4 Denied Records</li> </ul> | <p>TCCP Partners:</p> <ul style="list-style-type: none"> <li>➤ 7 Schools</li> <li>➤ 11 Clinical Sites</li> </ul> |
|---|--|

## La Crosse Region

- |   |   |
|---|---|
| <p>TCCP StudentLink Activity:</p> <ul style="list-style-type: none"> <li>➤ 899 Approved Records (1586 Student Experiences)</li> <li>➤ 124 Denied Records</li> </ul> | <p>TCCP Partners:</p> <ul style="list-style-type: none"> <li>➤ 11 Schools</li> <li>➤ 25 Clinical Sites</li> </ul> |
|---|---|

## Minnesota Region

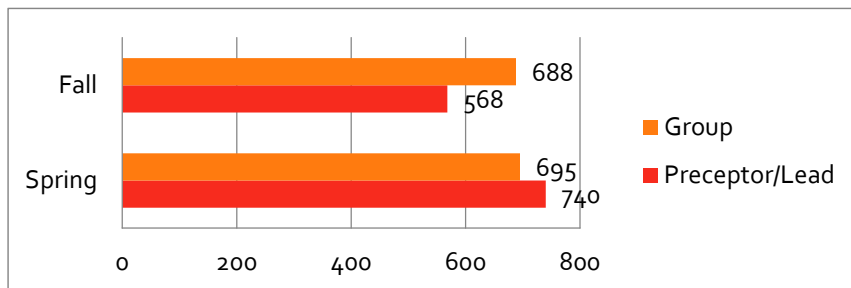
- |  |   |
|--|---|
| <p>TCCP StudentLink Activity:</p> <ul style="list-style-type: none"> <li>➤ 3428 Approved Records (13,378 Student Experiences)</li> </ul> | <p>TCCP Partners:</p> <ul style="list-style-type: none"> <li>➤ 54 Schools</li> <li>➤ 53 Clinical Sites</li> </ul> |
|--|---|

- 993 Denied Records
  - 622 Preceptors
  - 83 Observations
  - 261 Groups
  - 27 Leadership
- 236 – Pending Placements
- 27 – Temporary Denials

Comments: those who indicated why a placement was denied, the top 5 reasons include:

- Unit at capacity
- Low staffing levels
- Staff training
- New staff
- Construction

Active records by term:



Currently TCCP works to schedule placements in Minnesota and the La Crosse/Minnesota border region.

TCCP Partners illustrates the number of TCCP schools and clinical sites that work together to coordinate student clinicals in that state/ region.

StudentLink is TCCP’s online scheduling software application all Clinical and Education Partners use to schedule clinical experiences.

Each request that is submitted to the scheduling application becomes a StudentLink record.

Approved Student Experiences indicates the total number of students within the StudentLink records. Number of students is calculated by totaling the student number column of those records.

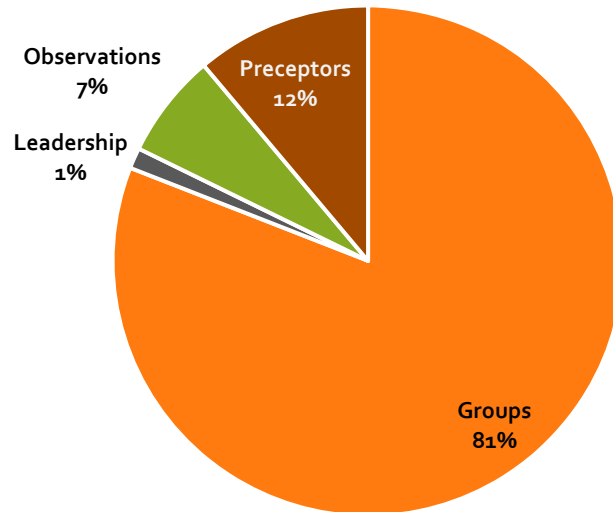
Pending Placements represent requests that did not receive a decision.

Temporary Denials represent placements that usually occur but due to temporary factors (i.e., construction) must be denied this year but will likely be approved next year.

# Minnesota Approved Activity

The remainder of this report highlights Minnesota activity only – not the La Crosse/Minnesota border region.

## Rotation Types



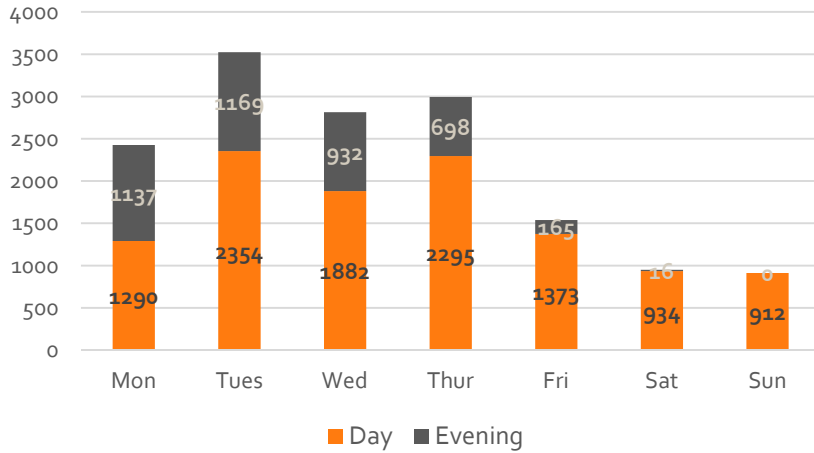
This information is reported using total student numbers NOT StudentLink number of records.

Group Experiences are generally a group of students (i.e., 6-8) that are accompanied by a faculty member at the clinical site.

Preceptor and Leadership Experiences are usually one student paired with an employee of the clinic or healthcare facility.

Observation Experiences are generally 1-2 students observing the activities on a clinical site's unit and not engaging in activity. These experiences are not utilized by all education programs.

## Group Day of the Week

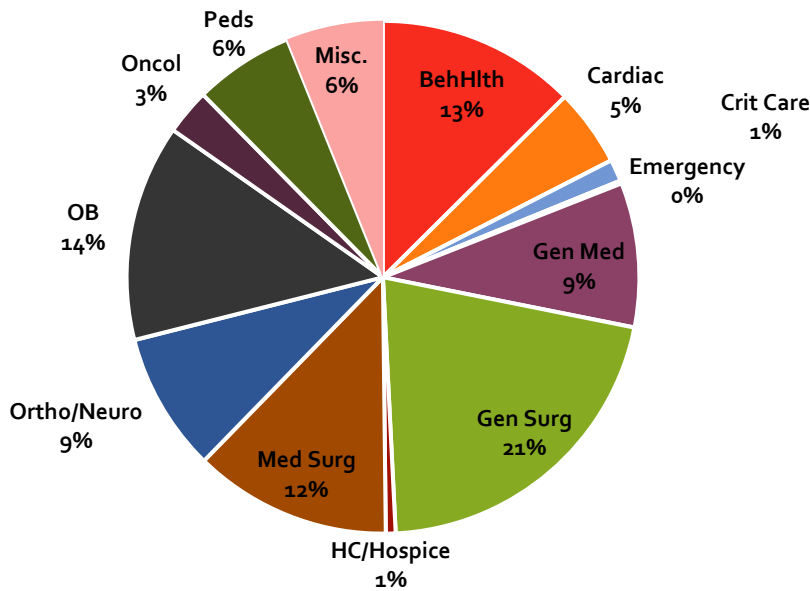


This graph is reported using total student numbers NOT StudentLink number of records.

Highlighted is the amount of group activity per day of the week.

Most activity transpires during day shifts. Tuesdays, Wednesdays, and Thursdays are traditionally much busier than other days of the week.

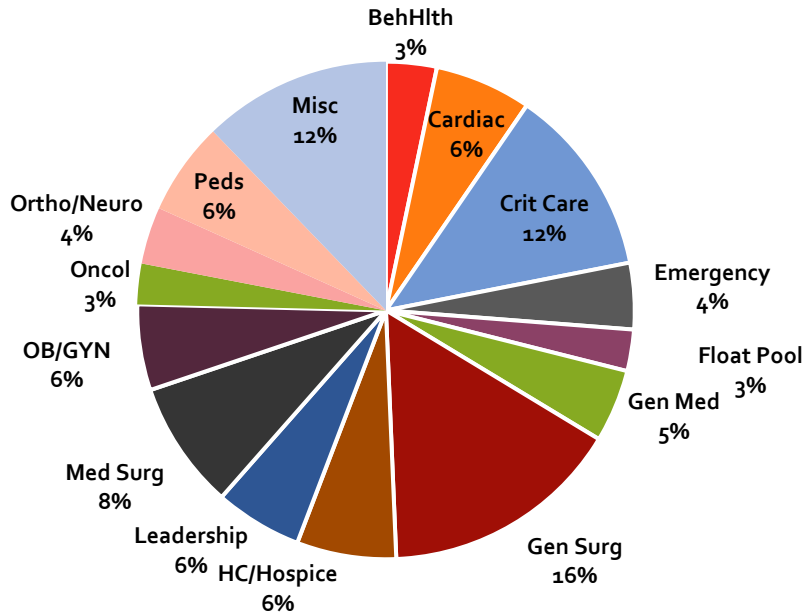
## Group Types



This graph is reported via total student numbers NOT StudentLink number of records.

This graph illustrates the general group types utilized in clinical sites.

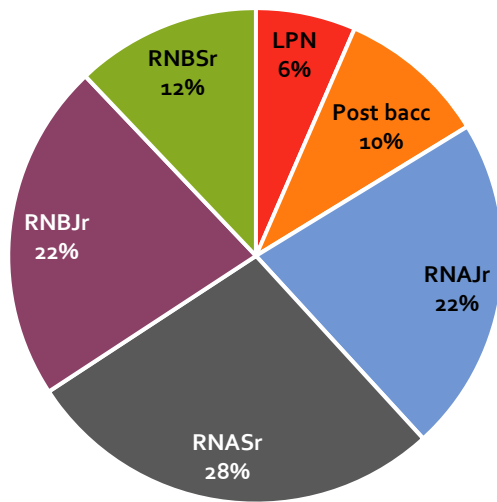
## Preceptor Types



This graph is reported via total student numbers NOT StudentLink number of records.

This graph illustrates the general preceptor types utilized in clinical sites.

## Group Levels of Students



This graph is reported using total student numbers NOT StudentLink number of records.

The levels of the students scheduled through TCCP by groups are illustrated by the graph.

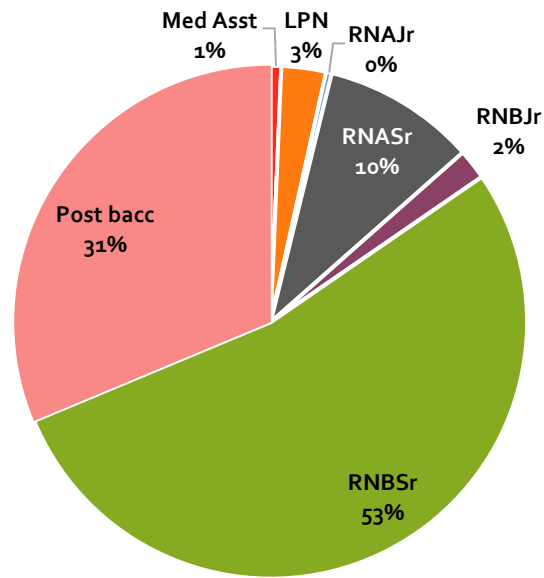
Associate degree programs represent a total of 56% of the activity and baccalaureate/post- degree programs represent a total of 44% of the activity.

Level Key:

- LPN = Licensed Practical Nursing
- Post-Bacc = Post-Baccalaureate Nursing Degree
- RNAJr = Registered Nursing Associates Degree Junior
- RNASr = Registered Nursing Associates Degree Senior
- RNBJr = Registered Nursing Baccalaureate Degree Junior
- RNBSr = Registered Nursing Baccalaureate Degree Senior

| % of activity           | 2013 | 2014 | 2015 |
|-------------------------|------|------|------|
| Associate               | 59%  | 43%  | 56%  |
| Baccalaureate/Post-Bacc | 41%  | 57%  | 44%  |

## Preceptor Levels of Students



### Level Key:

- LPN = Licensed Practical Nursing
- Post bacc = Post Baccalaureate Nursing Degree
- RNA Jr = Registered Nursing Associates Degree Junior
- RNASr = Registered Nursing Associates Degree Senior
- RNB Jr = Registered Nursing Baccalaureate Degree Junior
- RNBSr = Registered Nursing Baccalaureate Degree Senior

This graph is reported using total student numbers NOT number of records.

This graph illustrates the levels of the students scheduled through the TCCP for preceptors.

Associate degree programs represent a total of 14% of the activity and baccalaureate/post- degree programs represent a total of 86% of the activity.

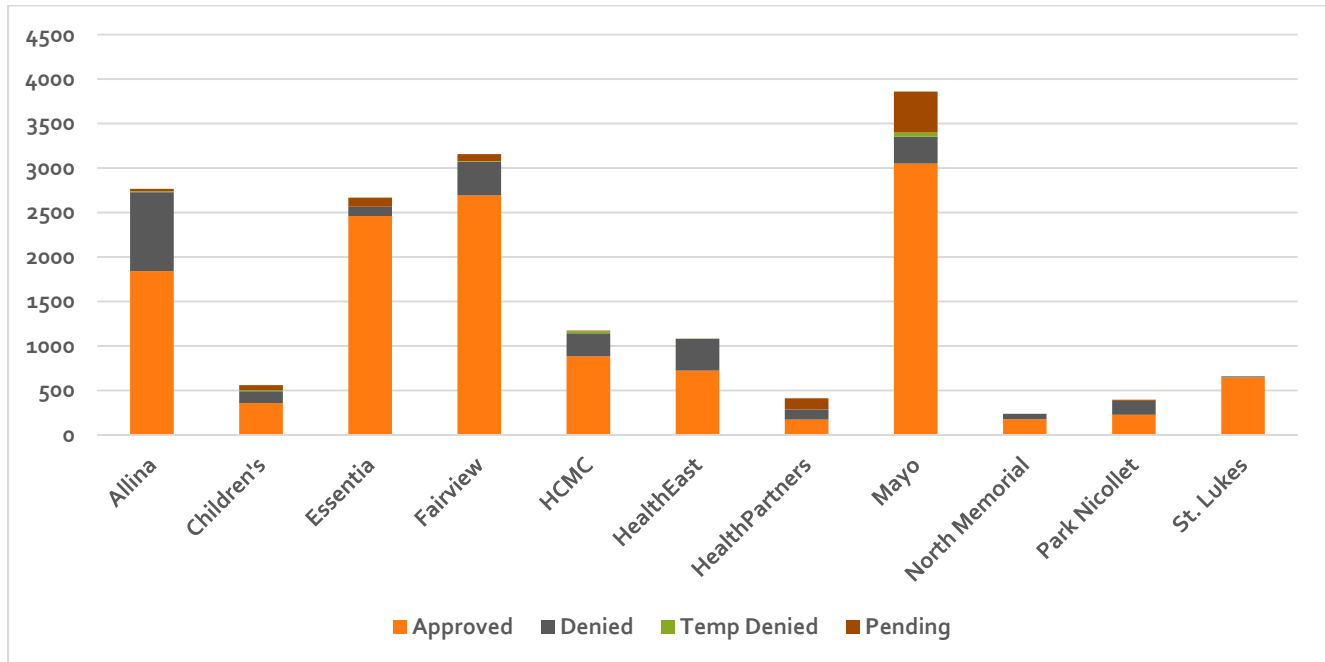
It should be noted that not all associate degree programs use preceptors for their student clinical experiences.



# Activity by System and School

The below information outlines various activity by system and school.

## Student Experiences by System



The two graphs (this page and the next page) in this section are reported using total student numbers NOT StudentLink number of records.

These graphs illustrate the number of approved student experiences scheduled through TCCP.

The first graph outlines these experience numbers by each clinical site system – included are those hospitals that are not part of a system.

The second graph (on the next page) outlines the experience numbers by school.

## Student Experiences by School

