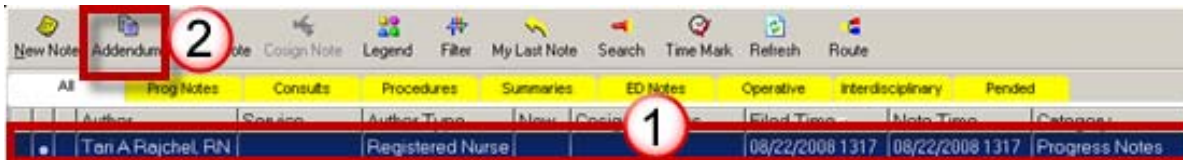


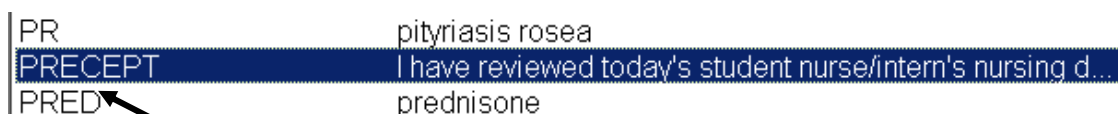
# Student Nurse Documentation – Cosigning Notes & Meds

*Preceptors should use this process*

1. To cosign a note, go into the **Notes** activity and select the student nurse's note.
2. Click **Addendum**.



3. In the notes section type **.precept**. This opens up a box with this choice:



4. Double click on **PRECEPT** and it will load the below text into the note.

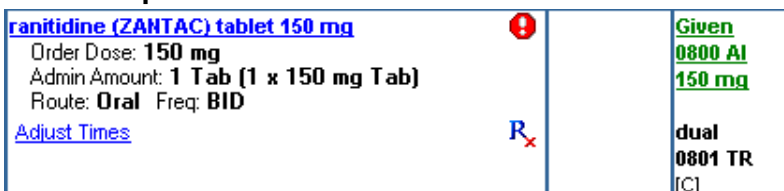
**D:** Pt try to get dress to leave the hospital state"two guy is waiting for me down stair"  
**A:** MD was in the pt room orient the pt to room and explain why she has to be here and order 1:1 staff observation  
**R:** Pt is calm down 1:1 staff is at the bed side  
**P:** Continue monitoring pt on 1:1 staff observation for she may leave the hospital

I have reviewed today's student nurse/intern's nursing documentation. Tari A Rajchel RN, 8/22/2008 1:20 PM

**By adding this to the students/interns documentation it means you reviewed all documentation (notes, flowsheets, care plans).**

**To cosign medications** with your student nurses use the **Dual Sign** functionality in the **MAR**.

1. Open the **MAR**
2. Click in the medication window you want to **Dual Sign** (under the student's documentation)
3. Change the action to **Dual Sign**
4. Type in a comment if applicable
5. Make sure **your time** is different than the student's time (0800 and 0801)
6. Click **Accept**



End.